



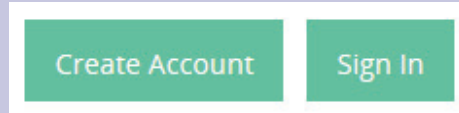
# Buying 2019 E-BOOKS

1 Visit Oom Polla se winkel store:

oompollasewinkel.store.it.si



2 Click on *Sign In* or *Create Account*.

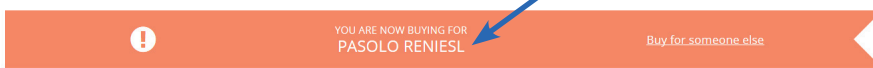


3 Choose your child/ren 's School and account.

Do you or your child attend one of the following schools/institutions?

School/Institution

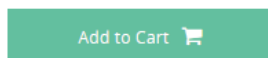
4 Ensure that the correct user is selected.



5 If your school has a prescribed book list, select your child's grade from the list.



6 Find the e-books and **ADD TO CART**:



<p>New Generation History Grade 11 eISBN: 9781775851660 Publisher: New Generation... By: Carol Anne, F Frank, G...</p>	<p>KominPas met Afrikaans: EAT eISBN: 9780799384697 Publisher: Lapa Uitgewers By: LAPA Uitgewers</p>	<p>KominPas met Afrikaans: Hutstaal eISBN: 9780799384680 Publisher: Lapa Uitgewers By: LAPA Uitgewers</p>	<p>Life Sciences Gr 11 Textbook &amp; Workbook eISBN: 9781776113330 Publisher: Allicopy Publish... By: Jon Grogan, Ruth Sutor</p>
<p>R199.00 <input type="button" value="Add to Cart"/></p>	<p>R226.00 <input type="button" value="Add to Cart"/></p>	<p>R226.00 <input type="button" value="Add to Cart"/></p>	<p>R209.95 <input type="button" value="Add to Cart"/></p>

7 If you have more than one child, click on *Buy for someone else*.

YOU ARE NOW BUYING FOR PASOLO RENIESL

Start buying for:

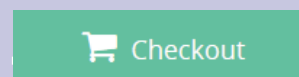
- ST Sarah Reniesl (Clever Prep and College)
- PR Pasolo Reniesl (Clever Prep and College)

Find the second child's e-books and click on **ADD TO CART**.



8 Click on the cart icon in the top right corner to review the e-books you are purchasing

9 If you are happy with your selected e-books, click on *Checkout*.



10 Choose your payment method and make a payment.


Select payment method

Pay online

Make a cash deposit

11 Download *miEbooks* on the device and wait for e-book authentication.

Note: E-books might take up to 48 hours to authenticate in the miEbooks app after purchase.



# How to download the e-books

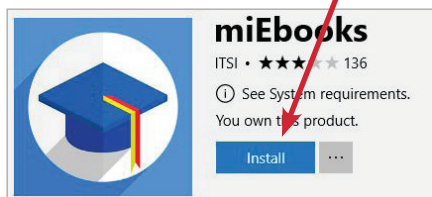
**If your device already has the miEbooks app:**

1. Go to your *miEbooks Library* and click on the refresh button.
2. Tap on your new e-books to download and authenticate them.

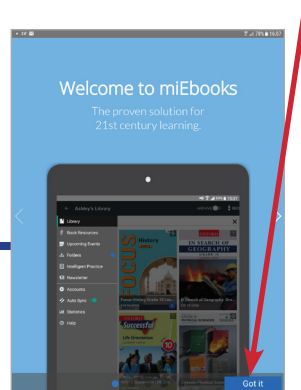
## OR

## Downloading the miEbooks app


**1** On your device, go to the relevant app store. In the search box, type in *miEbooks*. Download and install the application.



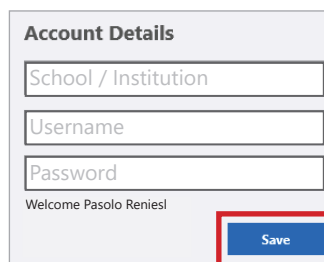
**2** Open *miEbooks* and click on *Got it* on the welcome page.



**3** Choose *School/Institution*.




**4** Type in your *school/institution* name, *miEbooks* username and password, then click on *Save*.



**5** To access and download your e-books, go to the *miEbooks Library* and refresh.



**6** Tap on your new e-books to download and authenticate them.



**NOTE: E-BOOKS MIGHT TAKE UP TO 48 HOURS TO AUTHENTICATE IN THE MIEBOOKS APP AFTER PURCHASE**